

# Appendix I: Health Assessment Information Sources

Source	Data Used	Website
American Diabetes Association, 2018	<ul style="list-style-type: none"> <li>Diabetes Indicators</li> </ul>	<a href="http://www.diabetes.org">http://www.diabetes.org</a>
American Heart Association	<ul style="list-style-type: none"> <li>Heart Attack and Stroke Indicators</li> </ul>	<a href="https://www.heart.org/en/about-us/heart-attack-and-stroke-symptoms">https://www.heart.org/en/about-us/heart-attack-and-stroke-symptoms</a>
Arthritis Foundation	<ul style="list-style-type: none"> <li>Arthritis Conditions &amp; Incidence</li> </ul>	<a href="https://www.arthritis.org/">https://www.arthritis.org/</a>
Behavioral Risk Factor Surveillance System, National Center for Chronic Disease Prevention and Health Promotion, Behavioral Surveillance Branch, Centers for Disease Control	<ul style="list-style-type: none"> <li>2009 – 2017 Adult Ohio and U.S. Correlating Statistics</li> </ul>	<a href="http://www.cdc.gov">www.cdc.gov</a>
CDC's National Center for Health Statistics	<ul style="list-style-type: none"> <li>U.S. comparison statistics</li> </ul>	<a href="https://www.cdc.gov/nchs">https://www.cdc.gov/nchs</a>
CDC's "The Health Effects of Overweight and Obesity"	<ul style="list-style-type: none"> <li>Overweight and Obesity Indicators</li> </ul>	<a href="http://www.cdc.gov/healthweight/effects/index">www.cdc.gov/healthweight/effects/index</a>
CDC Wonder, About Underlying Cause of Death, 2009-2017	<ul style="list-style-type: none"> <li>U.S. comparison statistics</li> </ul>	<a href="https://wonder.cdc.gov/">https://wonder.cdc.gov/</a>
Columbiana County Coroner's Report (2017)	<ul style="list-style-type: none"> <li>Suicide Rates 2008-2017</li> <li>Unintentional Drug Over Dose Deaths 2014-2017</li> <li>Homicide Deaths</li> </ul>	<a href="http://www.columbianacounty.org/Coroner">www.columbianacounty.org/Coroner</a>
County Health Rankings, 2018	<ul style="list-style-type: none"> <li>County Demographics</li> <li>Food Environment Index</li> <li>Health Factors &amp; Health Outcomes</li> </ul>	<a href="http://countyhealthrankings.org">http://countyhealthrankings.org</a>
Dignity Health- Community Need Index	<ul style="list-style-type: none"> <li>Community Need Index for Col. Cty.</li> </ul>	<a href="http://cni.chw-interactive.org">http://cni.chw-interactive.org</a>
Healthy People 2020: U.S. Department of Health & Human Services	<ul style="list-style-type: none"> <li>All Healthy People 2020 Target Data Points</li> </ul>	<a href="http://www.healthypeople.gov/2020/topicsobjectives2020">www.healthypeople.gov/2020/topicsobjectives2020</a>
National Cancer Institute, 2018	<ul style="list-style-type: none"> <li>Cancer Indicators</li> </ul>	<a href="https://www.cancer.gov/">https://www.cancer.gov/</a>
National Heart, Lung, and Blood Institute, 2018	<ul style="list-style-type: none"> <li>Reactive Airway Disease &amp; Asthma</li> </ul>	<a href="https://www.nhlbi.nih.gov/">https://www.nhlbi.nih.gov/</a>
Ohio and Col. Cty. Child Fatality Review Boards	<ul style="list-style-type: none"> <li>Unintentional and Intentional Injuries</li> </ul>	<a href="https://odh.ohio.gov/wps/portal/gov/odh/know-our-programs/child-fatality-review/child-fatality-review2">https://odh.ohio.gov/wps/portal/gov/odh/know-our-programs/child-fatality-review/child-fatality-review2</a>
Ohio Department of Health	<ul style="list-style-type: none"> <li>2017 Ohio Drug Overdose Data: General Finding</li> </ul>	<a href="https://odh.ohio.gov/wps/wcm/connect/gov/5deb684e-4667-4836-862b-cb5eb59acbd3/2017_OhioDrugOverdoseReport.pdf">https://odh.ohio.gov/wps/wcm/connect/gov/5deb684e-4667-4836-862b-cb5eb59acbd3/2017_OhioDrugOverdoseReport.pdf</a>
Ohio Department of Health, Public Health Data Warehouse	<ul style="list-style-type: none"> <li>Leading Causes of Death, 2015-2017</li> <li>Age-Adjusted Mortality Rates, 2015-2017</li> <li>Incidence of Cancer</li> <li>Prescription Opiate Related Drug Overdose</li> <li>Unintentional Drug Overdose Deaths</li> <li>Suicide Deaths</li> </ul>	<a href="http://publicapps.odh.ohio.gov/EDW/DataBrowser/Browse/Mortality">http://publicapps.odh.ohio.gov/EDW/DataBrowser/Browse/Mortality</a>
Ohio Department of Health, STD Surveillance	<ul style="list-style-type: none"> <li>Chlamydia Annualized Disease Rates and Cases</li> <li>Gonorrhea Annualized Disease Rates and Cases</li> </ul>	<a href="https://odh.ohio.gov/wps/portal/gov/odh/know-our-programs/std-surveillance/data-and-statistics/sexually-transmitted-diseases-data-and-statistics">https://odh.ohio.gov/wps/portal/gov/odh/know-our-programs/std-surveillance/data-and-statistics/sexually-transmitted-diseases-data-and-statistics</a>
Ohio Department of Public Safety	<ul style="list-style-type: none"> <li>2017 Columbiana County and Ohio Crash Facts</li> </ul>	<a href="https://services.dps.ohio.gov/CrashOnline/CrashStatistics/Home">https://services.dps.ohio.gov/CrashOnline/CrashStatistics/Home</a>
Ohio Development Services Agency	<ul style="list-style-type: none"> <li>Ohio Poverty Report, February 2018</li> </ul>	<a href="http://www.development.ohio.gov/files/research/P7005.pdf">www.development.ohio.gov/files/research/P7005.pdf</a>
Ohio Automated Rx Reporting System (OARRS), 2017-2018	<ul style="list-style-type: none"> <li>Opiate and Pain Reliever Doses Per Capita</li> <li>Opiate and Pain Reliever Doses Per Patient</li> <li>Ohio Automated Rx Reporting System (OARRS)</li> </ul>	<a href="http://www.ohiopmp.gov/County.aspx">www.ohiopmp.gov/County.aspx</a>
Ohio EPA	<ul style="list-style-type: none"> <li>Environmental Indicators</li> </ul>	<a href="https://www.epa.state.oh.us/">https://www.epa.state.oh.us/</a>
Ohio State Highway Patrol	<ul style="list-style-type: none"> <li>Felony Drug Cases &amp; Arrests- 2018</li> <li>Seat Belt Enforcement</li> </ul>	<a href="https://www.statepatrol.ohio.gov">https://www.statepatrol.ohio.gov</a>
Ohio's "Rural Health Care Access: Research Report" (January 2019)	<ul style="list-style-type: none"> <li>Environmental factors affecting health care access</li> </ul>	<a href="https://www.ohio.edu/chsp/0-1">https://www.ohio.edu/chsp/0-1</a>
Search Institute's Profiles of Student Life: Attitudes and Behaviors' Survey (2018 Columb. Cty. Aggregate Report)	<ul style="list-style-type: none"> <li>2018 Executive Summary- Columbiana County</li> </ul>	<a href="http://www.searchinstitute.org">www.searchinstitute.org</a>

The State of Obesity	<ul style="list-style-type: none"><li>• Ohio State Obesity Rates</li></ul>	<a href="https://www.stateofobesity.org/states/oh">https://www.stateofobesity.org/states/oh</a>
US National Library of Medicine National Institutes of Health	<ul style="list-style-type: none"><li>• Multiple Health Behaviors: overview &amp; Implications</li></ul>	<a href="https://www.ohio.edu/chsp/0-1">https://www.ohio.edu/chsp/0-1</a>

## Appendix II: Acronyms and Terms

<b>AHS</b>	<b>A</b> ccess to <b>H</b> ealth <b>S</b> ervices, Topic of Healthy People 2020 objectives
<b>Adult</b>	Defined as 19 years of age and older.
<b>Age-Adjusted Mortality Rates</b>	Death rate per 100,000 adjusted for the age distribution of the population.
<b>Adult Binge Drinking</b>	Consumption of five alcoholic beverages or more (for males) or four or more alcoholic beverages (for females) on one occasion.
<b>AOCBC</b>	<b>A</b> rthritis, <b>O</b> steoporosis, and <b>C</b> hronic <b>B</b> ack <b>C</b> onditions
<b>BMI</b>	<b>B</b> ody <b>M</b> ass <b>I</b> ndex is defined as the contrasting measurement/relationship of weight to height.
<b>BRFSS</b>	<b>B</b> ehavior <b>R</b> isk <b>F</b> actor <b>S</b> urveillance <b>S</b> ystem, an adult survey conducted by the CDC.
<b>CDC</b>	<b>C</b> enters for <b>D</b> isease <b>C</b> ontrol and <b>P</b> revention.
<b>Current Smoker</b>	Individual who has smoked at least 100 cigarettes in their lifetime and now smokes daily or on some days.
<b>HCNO</b>	<b>H</b> ospital <b>C</b> ouncil of <b>N</b> orthwest <b>O</b> hio
<b>HDS</b>	<b>H</b> eart <b>D</b> isease and <b>S</b> troke, Topic of Healthy People 2020 objectives
<b>HP 2020</b>	<b>H</b> ealthy <b>P</b> eople <b>2020</b> , a comprehensive set of health objectives published by the Office of Disease Prevention and Health Promotion, U.S. Department of Health and Human Services.
<b>Health Indicator</b>	A measure of the health of people in a community, such as cancer mortality rates, rates of obesity, or incidence of cigarette smoking.
<b>High Blood Cholesterol</b>	240 mg/dL and above
<b>High Blood Pressure</b>	Systolic $\geq 140$ and Diastolic $\geq 90$
<b>IID</b>	<b>I</b> mmunizations and <b>I</b> nfectious <b>D</b> iseases, Topic of Healthy People 2020 objectives
<b>N/A</b>	Data is not available.
<b>ODH</b>	<b>O</b> hio <b>D</b> epartment of <b>H</b> ealth
<b>OSHP</b>	<b>O</b> hio <b>S</b> tate <b>H</b> ighway <b>P</b> atrol
<b>Race/Ethnicity</b>	<b>Census 2010:</b> U.S. Census data consider race and Hispanic origin separately. Census 2010 adhered to the standards of the Office of Management and Budget (OMB), which define Hispanic or Latino as “a person of Cuban, Mexican, Puerto Rican, South or Central American, or other Spanish culture or origin regardless of race.” Data are presented as “Hispanic or Latino” and “Not Hispanic or Latino.” Census 2010 reported five race categories including: White, Black or African American, American Indian & Alaska Native, Asian, Native Hawaiian and Other Pacific Islander. Data reported, “White alone” or “Black alone”, means the respondents reported only one race.

## Appendix III: Methods for Weighting the Data

**A. Columbiana County Health Needs Assessment 2018 Community Survey Data:** Data from sample surveys have potential for bias if there are different rates of response for different segments of the population. In other words, some subgroups of the population may be more represented in the completed surveys than they are in the population from which surveys are sampled. If a sample has 25% of its respondents being male and 75% being female, the sample is biased towards the views of females (if females respond differently than males). This same phenomenon holds true for any possible characteristic that may alter how an individual responds to the survey.

In some cases, the procedures of the survey methods may purposefully over-sample a segment of the population in order to gain an appropriate number of responses from that subgroup for appropriate data analysis when investigating them separately (this is often done for minority groups). Whether the over-sampling is done inadvertently or purposefully, the data needs to be weighted so that the proportioned characteristics of the sample accurately reflect the proportioned characteristics of the population. In the 2018 Columbiana County survey, a weighting was applied prior to the analysis that weighted the survey respondents to reflect the actual distribution of Columbiana County based on age, sex, race, and income.

Weightings were created for each category within sex (male, female), race (White, Non-White), Age (8 different age categories), and income (7 different income categories). The numerical value of the weight for each category was calculated by taking the percent of Columbiana County within the specific category and dividing that by the percent of the sample within that same specific category. Using sex as an example, the following represents the data from the 2018 Columbiana County Survey and the 2017 Census estimates.

2018 Columbiana Survey			2017 Census		Weight
Sex	Number	Percent	Number	Percent	
Male	185	52.85714	52,586	50.28111	0.951264
Female	165	47.14286	51,998	49.71889	1.054643

In this example, it shows that there was a slightly larger portion of males in the sample compared to the actual portion in Columbiana County. The weighting for males was calculated by taking the percent of males in Columbiana County (based on Census information) (50.28111%) and dividing that by the percent found in the 2018 Columbiana County sample (52.85714%) [ $50.28111/52.85714 =$  weighting of 0.951264 for males]. The same was done for females [ $49.71889/47.14286 =$  weighting of 1.054643 for females]. Thus males' responses are weighted less by a factor of 0.951264 and females' responses weighted greater by a factor of 1.054643.

This same thing was done for each of the 19 specific categories as described above. For example, a respondent who was female, White, in the age category 35-44, and with a household income in the \$50-\$75k category would have an individual weighting of 2.94805 [ $1.05464$  (weight for females)  $\times$   $0.97898$  (weight for White)  $\times$   $2.64482$  (weight for age 35-44)  $\times$   $1.07959$  (weight for income \$50-\$75k)]. Thus, each individual in the 2018 Columbiana County sample has their own individual weighting based on their combination of age, race, sex, and income. See next page for each specific weighting and the numbers from which they were calculated.

Multiple sets of weightings were created and used in the statistical software package (SPSS 24.0) when calculating frequencies. For analyses done for the entire sample and analyses done based on subgroups other than age, race, sex, or income – the weightings that were calculated based on the product of the four weighting variables (age, race, sex, income) for each individual. When analyses were done comparing groups within one of the four weighting variables (e.g., smoking status by race/ethnicity), that specific variable was not used in the weighting score that was applied in the software package. In the example smoking status by race, the weighting score that was applied during analysis included only age, sex, and income. Thus a total of eight weighting scores for each individual were created and applied depending on the analysis conducted. The weight categories were as follows:

1. **Total weight** (product of 4 weights) – for all analyses that did not separate age, race, sex, or income.
2. **Weight without sex** (product of age, race, and income weights) – used when analyzing by sex.
3. **Weight without age** (product of sex, race, and income weights) – used when analyzing by age.
4. **Weight without race** (product of age, sex, and income weights) – used when analyzing by race.
5. **Weight without income** (product of age, race, and sex weights) – used when analyzing by income.
6. **Weight without sex or age** (product of race and income weights) – used when analyzing by sex and age.
7. **Weight without sex or race** (product of age and income weights) – used when analyzing by sex and race.
8. **Weight without sex or income** (product of age and race weights) – used when analyzing by sex and income.

Category	Columbiana County Sample	%	2017 Census	%	Weighting Value
<b>Sex:</b>					
Male	185	52.85714	52,586	50.28111	0.95126
Female	165	47.14286	51,998	49.71889	1.05464
<b>Age:</b>					
20 to 34 years	24	6.87679	17,216	21.33651	3.10268
35 to 44 years	21	6.01719	12,841	15.91439	2.64482
45 to 54 years	57	16.33238	14,684	18.19849	1.11426
55 to 59 years	41	11.74785	8,305	10.29273	0.87614
60 to 64 years	54	15.47278	7,938	9.83789	0.63582
65 to 74 years	90	25.78797	10,997	13.62904	0.52850
75 to 84 years	48	13.75358	5,949	7.37284	0.53607
85+ years	14	4.01146	2,758	3.41810	0.85208
<b>Race:</b>					
White	360	96.25668	98,553	94.23334	0.97898
Non-White	14	3.74332	6,031	5.76666	1.54052
<b>Household Income:</b>					
Less than \$25,000	98	28.82353	10,836	26.05935	0.90410
\$25,000 to \$34,999	48	14.11765	5,146	12.37555	0.87660
\$35,000 to \$49,999	48	14.11765	6,676	16.05502	1.13723
\$50,000 to \$74,999	60	17.64706	7,922	19.05151	1.07959
\$75,000 to \$99,999	47	13.82353	5,041	12.12303	0.87699
\$100,000 to \$149,999	24	7.05882	4,076	9.80232	1.38866
\$150,000 or more	15	4.41176	1,885	4.53321	1.02753
<p>Note: The weighting ratios are calculated by taking the ratio of the proportion of the population of Columbiana County in each subcategory by the proportion of the sample in the Columbiana County survey for that same category.</p> <p>*Columbiana County population figures taken from the 2017 Census estimates.</p>					

**B. Columbiana County Health Needs Assessment 2018 Profiles of Student Life, Attitudes and Behaviors:**

**Developmental Asset Survey:** Youth data presented in this report is from the Search Institute's; *Profiles of Student Life, Attitudes and Behaviors: Developmental Asset Survey*. The survey is administered to 7<sup>th</sup>, 9<sup>th</sup>, and 10<sup>th</sup> grade students in 10 out of the 11 public school districts in Columbiana County. To ensure complete anonymity, no names or identifying numbers were used. Parents were notified of the survey administration and given the option of withdrawing their student (s).

The survey is conducted every two years (even years). The data set displayed in this report is from the most recent findings (fall, 2018) through the Search Institute, Minneapolis MN. Total sample of youth surveyed for the 2018 Developmental Asset Survey was n= 2,314. A total of 794- 7<sup>th</sup> grade, 748- 9<sup>th</sup> grade, and 754- 10<sup>th</sup> grade students. To create the final data set, multiple careful reviews were made of individual survey responses. For the 2018 Columbiana County survey report, 344 surveys were eliminated due to missing data, filling in long patterns of responses rather than answering questions thoughtfully, reporting a grade level other than those intended to be surveyed. The number of surveys discarded represents 13% of the total number of surveys received by the Search Institute. Typically, for online surveys, between 15-25% of surveys are discarded for the above reasons. If the percentage of discarded surveys was greater than 25%, caution should be used in interpreting the results as survey bias may be present.

The students are administered an anonymous online survey of 160 questions during the school day at their respective school districts. Participating school districts receive individual district data as well as a county aggregate report. The information portrayed in the CHNA is representative of our county aggregate report. Comparison data has been compiled from previously conducted Developmental Asset surveys in Columbiana County.

## Appendix IV: Columbiana County Sample Demographic Profile\*

Adult Variable	2018 Columbiana County Adult Survey Sample	Columbiana County Census 2017 (1-year estimate)	Ohio Census 2017
<b>Age</b>			
20-29	13.2%	10.6%	13.3%
30-39	13.5%	12.1%	12.5%
40-49	14.9%	14.1%	12.0%
50-59	20.4%	16.0%	13.7%
60 plus	30.7%	28.2%	23.4%
<b>Race/Ethnicity</b>			
White	95.2%	97.2%	81.3%
Black or African American	1.2%	3.1%	12.4%
American Indian and Alaska Native	0.7%	1.0%	0.2%
Asian	1.2%	N/A	2.2%
Other	1.4%	0.5%	0.9%
Hispanic Origin (may be of any race)	0.7%	1.7%	3.7%
<b>Marital Status†</b>			
Married Couple	59.5%	52.0%	47.4%
Never been married/member of an unmarried couple	21.5%	26.3%	32.6%
Divorced/Separated	11.1%	13.9%	13.7%
Widowed	6.8%	7.8%	6.3%
<b>Education†</b>			
Less than High School Diploma	5.3%	13.5%	9.7%
High School Diploma	37.3%	46.0%	33.3%
Some college/ College graduate	56.5%	40.5%	56.9%
<b>Income (Families)</b>			
\$14,999 and less	11.4%	6.0%	6.9%
\$15,000 to \$24,999	9.7%	10.0%	6.6%
\$25,000 to \$49,999	24.9%	30.9%	21.2%
\$50,000 to \$74,999	18.7%	20.3%	19.5%
\$75,000 or more	26.9%	32.7%	45.9%

\* The percents reported are the actual percent within each category who responded to the survey. The data contained within the report however are based on weighted data (weighted by age, race, sex, and income). Percents may not add to 100% due to missing data (non-responses).

† The Ohio and Columbiana County Census percentages are slightly different than the percent who responded to the survey. Marital status is calculated for those individuals 15 years and older. Education is calculated for those 25 years and older.

## Appendix V: Columbiana County Demographics and Household Information

### Columbiana County Population by Age Groups and Gender U.S. Census 2010

Age	Total	Males	Females
<b>Columbiana County</b>	<b>107,841</b>	<b>54,185</b>	<b>53,656</b>
<b>0-4 years</b>	<b>5,975</b>	<b>3,021</b>	<b>2,954</b>
1-4 years	4,823	2,447	2,376
< 1 year	1,152	574	578
1-2 years	2,397	1,205	1,192
3-4 years	2,426	1,242	1,184
<b>5-9 years</b>	<b>6,361</b>	<b>3,306</b>	<b>3,055</b>
5-6 years	2,497	1,296	1,201
7-9 years	3,864	2,010	1,854
<b>10-14 years</b>	<b>6,817</b>	<b>3,581</b>	<b>3,236</b>
10-12 years	4,088	2,112	1,976
13-14 years	2,729	1,469	1,260
12-18 years	9,888	5,165	4,723
<b>15-19 years</b>	<b>6,989</b>	<b>3,602</b>	<b>3,387</b>
15-17 years	4,431	2,288	2,143
18-19 years	2,558	1,314	1,244
20-24 years	5,665	2,899	2,766
25-29 years	5,786	3,080	2,706
30-34 years	6,203	3,329	2,874
35-39 years	6,865	3,668	3,197
40-44 years	7,111	3,701	3,410
45-49 years	8,129	4,148	3,981
50-54 years	8,926	4,491	4,435
55-59 years	8,315	4,247	4,068
60-64 years	6,906	3,428	3,478
65-69 years	5,261	2,514	2,747
70-74 years	4,116	1,889	2,227
75-79 years	3,266	1,440	1,826
80-84 years	2,776	1,075	1,701
85-89 years	1,633	572	1,061
90-94 years	596	161	435
95-99 years	127	31	96
100-104 years	16	1	15
105-109 years	1	0	1
110 years & over	1	1	0
<b>Total 85 years and over</b>	<b>2,374</b>	<b>766</b>	<b>1,608</b>
<b>Total 65 years and over</b>	<b>17,793</b>	<b>7,684</b>	<b>10,109</b>
<b>Total 19 years and over</b>	<b>82,884</b>	<b>41,275</b>	<b>41,609</b>



# COLUMBIANA COUNTY PROFILE

(Source: U.S. Census Bureau, 2017)  
2017 ACE 1-year estimates

## General Demographic Characteristics

	Number	Percent (%)
<b>Total Population</b>		
2017 Total Population	103,077	100%
<b>Largest City – Salem City</b>		
2017 Total Population	11, 939	100%
<b>Population by Race/Ethnicity</b>		
Total Population	103,077	100%
White	100,165	97.2%
African American	3,148	3.1%
Hispanic or Latino (of any race)	1,769	1.7%
Two or more races	N/A	N/A
Asian	N/A	N/A
Some other race	477	0.5%
American Indian and Alaska Native	1,028	1.0%
<b>Population by Age</b>		
Under 5 years	5,666	5.5%
5 to 17 years	15,416	15.0%
18 to 24 years	8,013	7.8%
25 to 44 years	23,557	22.8%
45 to 64 years	30,151	29.2%
65 years and more	29,012	28.2%
<b>Median age (years)</b>	<b>43.8</b>	N/A
<b>Household by Type</b>		
Total households	39,140	100%
Total families	25,446	65.0
Households with children <18 years	8,662	22.1
Married-couple family household	18,577	47.4
Married-couple family household with children <18 years	5,479	13.9
Female householder, no husband present	5,004	12.8
Female householder, no husband present with children <18 years	2,393	6.1
Nonfamily household (single person)	13,694	34.9
Nonfamily household (single person) living alone	34,443	88.0
Nonfamily household (single person) 65 years and >	16,282	41.6
Households with one or more people <18 years	9,863	25.2
Households with one or more people 60 years and >	18,826	48.1
Average household size	2.53 people	N/A
Average family size	3.14 people	N/A

**General Demographic Characteristics, Continued**

<b>Housing Occupancy</b>		
Median value of owner-occupied units	\$102,000	N/A
Median housing units with a mortgage	\$930	N/A
Median housing units without a mortgage	\$363	N/A
Median value of occupied units paying rent	\$639	N/A
Median rooms per total housing unit	5.8	N/A
Total occupied housing units	39,140	100%
No telephone service available	593	1.5%
Lacking complete kitchen facilities	182	0.5%
Lacking complete plumbing facilities	78	0.2%

**Selected Social Characteristics**

<b>School Enrollment</b>		
Population 3 years and over enrolled in school	19,400	100%
Nursery & preschool	1,077	5.6
Kindergarten	1,028	5.3
Elementary School (Grades 1-8)	9,691	49.9
High School (Grades 9-12)	4,774	24.6
College or Graduate School	2,830	14.6
<b>Educational Attainment</b>		
Population 25 years and over	73,982	100%
< 9 <sup>th</sup> grade education	2,679	3.6%
9 <sup>th</sup> to 12 <sup>th</sup> grade, no diploma	7,291	9.9%
High school graduate (includes equivalency)	34,047	46.0%
Some college, no degree	14,754	19.9%
Associate degree	7,221	9.8%
Bachelor's degree	5,390	7.3%
Graduate or professional degree	2,600	3.5%
Percent high school graduate or higher	N/A	86.5%
Percent Bachelor's degree or higher	N/A	10.8%
<b>Marital Status*</b>		
Population 15 years and over	86,848	100%
Never married	22,841	26.3%
Now married, excluding separated	45,161	52.0%
Separated	1,389	1.6%
Widowed	6,774	7.8%
Widowed females	10,769	12.4%
Divorced	10,682	12.3%
Divorced females	10,943	12.6%
<b>Veteran Status</b>		
Civilian population 18 years and over	81,907	100%
Veterans 18 years and over	7,667	9.4%

*\*2013-2017 5-year estimates were used due to small sample size numbers*

**Selected Social Characteristics, Continued**

<b>Disability Status of the Civilian Non-Institutionalized Population</b>		
Total civilian noninstitutionalized population	99,366	100%
Civilian with a disability	16,413	16.5
Under 18 years	21,047	21.2
Under 18 years with a disability	822	6.2
18 to 64 years	58,802	59.2
18 to 64 years with a disability	8,710	26.0
65 Years and over	19,517	19.6
65 Years and over with a disability	6,881	74.5

**Selected Economic Characteristics**

<b>Employment Status</b>		
Population 16 years and over	84,431	100%
16 years and over in labor force	44,749	53.0%
16 years and over not in labor force	39,682	47.0%
Females 16 years and over	42,194	100%
Females 16 years and over in labor force	20,934	49.6%
Population living with own children <6 years	6,556	100%
All parents in family in labor force	4,616	70.4%
<b>Class of Worker</b>		
Civilian employed population 16 years and over	42,089	100%
Private wage and salary workers	35,597	84.60%
Government workers	3,433	8.20%
Self-employed workers in own not incorporated business	2,965	7.00%
Unpaid family workers	94	0.20%
<b>Occupations</b>		
Employed civilian population 16 years and over	42,089	100%
Management, business, science, and arts occupations	9,874	23.50%
Service occupations	8,212	19.50%
Sales and office occupations	8,330	19.80%
Natural resources, construction, and maintenance occupations	5,964	14.20%
Production, transportation, and material moving occupations	9,709	23.10%
<b>Leading Industries</b>		
Employed civilian population 16 years and over	42,089	100%
Agriculture, forestry, fishing and hunting, and mining	939	2.20%
Construction	3,695	8.80%
Manufacturing	7,934	18.90%
Wholesale trade	553	1.30%
Retail trade	4,582	10.90%
Transportation and warehousing, and utilities	2,899	6.90%
Information	906	2.20%
Finance and insurance, and real estate and rental and leasing	1,402	3.30%
Professional, scientific, and management, and administrative and waste management services	3,097	7.40%
Educational services, and health care and social assistance	9,681	23.00%
Arts, entertainment, and recreation, and accommodation and food services	3,057	7.30%
Other services, except public administration	2,539	6.00%
Public administration	805	1.90%

**Selected Economic Characteristics, Continued**

<b>Income in 2017</b>		
Households	39,140	100%
< \$10,000	2,190	5.6%
\$10,000 to \$14,999	2,271	5.8%
\$15,000 to \$24,999	5,901	15.1%
\$25,000 to \$34,999	6,235	15.9%
\$35,000 to \$49,999	5,785	14.8%
\$50,000 to \$74,999	6,877	17.6%
\$75,000 to \$99,999	4,912	12.5%
\$100,000 to \$149,999	2,923	7.5%
\$150,000 to \$199,999	1,054	2.7%
\$200,000 or more	992	2.5%
<b>Median household income</b>	<b>\$41,818</b>	N/A
<b>Income in 2017</b>		
Families	25,446	100%
< \$10,000	748	2.9%
\$10,000 to \$14,999	793	3.1%
\$15,000 to \$24,999	2,545	10.0%
\$25,000 to \$34,999	3,505	13.8%
\$35,000 to \$49,999	4,352	17.1%
\$50,000 to \$74,999	5,165	20.3%
\$75,000 to \$99,999	4,097	16.1%
\$100,000 to \$149,999	2,885	11.3%
\$150,000 to \$199,999	712	2.8%
\$200,000 or more	644	2.5%
<b>Median family income</b>	<b>\$53,290</b>	N/A
<b>Per capita income in 2017</b>	<b>\$26,235</b>	N/A
<b>Poverty Status in 2017</b>		
Families	N/A	9.0%
Individuals	N/A	14.5%

**Bureau of Economic Analysis (BEA) Per Capita Personal Income (PCPI) Figures**

	Income	Rank of Ohio Counties
BEA Per Capita Personal Income 2017	36,142	73 <sup>rd</sup> of 88 counties
BEA Per Capita Personal Income 2016	35,353	68 <sup>th</sup> of 88 counties
BEA Per Capita Personal Income 2015	35,513	63 <sup>rd</sup> of 88 counties
BEA Per Capita Personal Income 2014	34,478	63 <sup>rd</sup> of 88 counties
BEA Per Capita Personal Income 2013	33,106	65 <sup>th</sup> of 88 counties

*(BEA PCPI figures are greater than Census figures for comparable years due to deductions for retirement, Medicaid, Medicare payments, and the value of food stamps, among other things)*

### Poverty Rates, 2012-2016 5-year averages

Category	Columbiana County	Ohio
Population in poverty	15.8%	15.4%
< 125% FPL (%)	20.7%	19.9%
< 150% FPL (%)	26.5%	24.3%
< 200% FPL (%)	37.6%	33.3%
Population in poverty (2001)	12.7%	10.3%

(Source: *The Ohio Poverty Report*, Ohio Development Services Agency, February 2018, <http://www.development.ohio.gov/files/research/P7005.pdf>)

### Employment Statistics

Category	Columbiana County	Ohio
Labor Force	46,600	5,741,900
Employed	44,100	5,469,100
Unemployed	2,500	272,900
Unemployment Rate* in December 2018	5.4	4.8
Unemployment Rate* in November 2018	4.6	4.1
Unemployment Rate* in December 2017	5.2	4.5

Note: Rate equals unemployment divided by labor force  
 (Source: Ohio Department of Job and Family Services, August 2018, <http://ohiolmi.com/laus/OhioCivilianLaborForceEstimates.pdf>)

### Estimated Poverty Status in 2016

Age Groups	Number	90% Confidence Interval	Percent	90% Confidence Interval
<b>Columbiana County</b>				
All ages in poverty	17,130	14,633 to 19,627	17.2%	14.7 to 19.7
Ages 0-17 in poverty	5,533	4,634 to 6,432	26.5%	22.2 to 30.8
Ages 5-17 in families in poverty	3,897	3,278 to 4,516	25.0%	21.0 to 29.0
Median household income	46,873	\$43,719 to \$50,027		
<b>Ohio</b>				
All ages in poverty	1,639,636	1,614,177 to 1,665,095	14.5%	14.3 to 14.7
Ages 0-17 in poverty	521,730	506,894 to 536,566	20.4%	19.8 to 21.0
Ages 5-17 in families in poverty	348,713	335,691 to 361,735	18.7%	18.0 to 19.4
Median household income	\$ 52,357	\$52,083 to \$52,631		
<b>United States</b>				
All ages in poverty	44,268,996	44,022,086 to 44,515,906	14.0%	13.9 to 14.1
Ages 0-17 in poverty	14,115,713	13,976,345 to 14,255,081	19.5%	19.3 to 19.7
Ages 5-17 in families in poverty	9,648,486	9,548,767 to 9,748,205	18.3%	18.1 to 18.5
Median household income	57,617	\$57,502 to \$57,732		

(Source: U.S. Census Bureau, 2016 Poverty and Median Income Estimates, <https://www.census.gov/data/datasets/2016/demo/saipe/2016-state-and-county.html>)

### Federal Poverty Thresholds in 2018 by Size of Family and Number of Related Children Under 18 Years of Age

Size of Family Unit	No Children	One Child	Two Children	Three Children	Four Children	Five Children
1 Person <65 years	\$13,064					
1 Person 65 and >	\$12,043					
2 people Householder < 65 years	\$16,815	\$17,308				
2 People Householder 65 and >	\$15,178	\$17,242				
3 People	\$19,642	\$20,212	\$20,231			
4 People	\$25,900	\$26,324	\$25,465	\$25,554		
5 People	\$31,234	\$31,689	\$30,718	\$29,967	\$29,509	
6 People	\$35,925	\$36,068	\$35,324	\$34,612	\$33,553	\$32,925
7 People	\$41,336	\$41,594	\$40,705	\$40,085	\$38,929	\$37,581
8 People	\$46,231	\$46,640	\$45,800	\$45,064	\$44,021	\$42,696
9 People or >	\$55,613	\$55,883	\$55,140	\$54,516	\$53,491	\$52,082

(Source: U. S. Census Bureau, Poverty Thresholds 2018, <https://www.census.gov/data/tables/time-series/demo/income-poverty/historical-poverty-thresholds.html>)

## Appendix VI: County Health Rankings

	Columbiana County	Ohio	U.S.
<b>Health Outcomes</b>			
<b>Premature death.</b> Years of potential life lost before age 75 per 100,000 population (age-adjusted) (2014-2016)	8,400	7,700	6,700
<b>Overall health.</b> Percentage of adults reporting fair or poor health (age-adjusted) (2016)	18%	17%	16%
<b>Physical health.</b> Average number of physically unhealthy days reported in past 30 days (age-adjusted) (2016)	4.2	4.0	3.7
<b>Mental health.</b> Average number of mentally unhealthy days reported in past 30 days (age-adjusted) (2016)	4.2	4.3	3.8
<b>Maternal and infant health.</b> Percentage of live births with low birthweight (< 2500 grams) (2010-2016)	8%	9%	8%
<b>Health Behaviors</b>			
<b>Tobacco.</b> Percentage of adults who are current smokers (2016)	22%	23%	17%
<b>Obesity.</b> Percentage of adults that report a BMI of 30 or more (2014)	35%	32%	28%
<b>Food environment.</b> Index of factors that contribute to a healthy food environment, 0 (worst) to 10 (best) (2015)	7.4	6.6	7.7
<b>Physical inactivity.</b> Percentage of adults aged 20 and over reporting no leisure-time physical activity (2014)	26%	26%	23%
<b>Active living environment.</b> Percentage of population with adequate access to locations for physical activity (2010 & 2016)	81%	85%	83%
<b>Drug and alcohol abuse.</b> Percentage of adults reporting binge or heavy drinking (2016)	18%	19%	18%
<b>Drug and alcohol abuse and injury.</b> Percentage of driving deaths with alcohol involvement (2012-2016)	34%	34%	29%
<b>Infectious disease.</b> Number of newly diagnosed chlamydia cases per 100,000 population (2015)	212.9	489	479
<b>Sexual and reproductive health.</b> Teen birth rate per 1,000 female population, ages 15-19 (2010-2016)	35%	28	27

(Source: 2018 County Health Rankings for Columbiana County, Ohio, and U.S. data)

	Columbiana County	Ohio	U.S.
<b>Clinical Care</b>			
<b>Coverage and affordability.</b> Percentage of population under age 65 without health insurance (2015)	9%	8%	11%
<b>Access to health care/medical care.</b> Ratio of population to primary care physicians (2015)	2,280:1	1,310:1	1,320:1
<b>Access to dental care.</b> Ratio of population to dentists (2016)	4,320:1	1,660:1	1,480:1
<b>Access to behavioral health care.</b> Ratio of population to mental health providers (2017)	1,170:1	560:1	470:1
<b>Hospital utilization.</b> Number of hospital stays for ambulatory-care sensitive conditions per 1,000 Medicare enrollees (2015)	67	57	49
<b>Diabetes.</b> Percentage of diabetic Medicare enrollees ages 65-75 that receive HbA1c monitoring (2014)	86%	85%	85%
<b>Cancer.</b> Percentage of female Medicare enrollees ages 67-69 that receive mammography screening (2014)	60%	61%	63%
<b>Social and Economic Environment</b>			
<b>Education.</b> Percentage of ninth-grade cohort that graduates in four years (2014-2015)	86%	81%	83%
<b>Education.</b> Percentage of adults ages 25-44 years with some post-secondary education (2012-2016)	51%	65%	65%
<b>Employment, poverty, and income.</b> Percentage of population ages 16 and older unemployed but seeking work (2016)	7%	5%	5%
<b>Employment, poverty, and income.</b> Percentage of children under age 18 in poverty (2016)	27%	20%	20%
<b>Employment, poverty, and income.</b> Ratio of household income at the 80th percentile to income at the 20th percentile (2012-2016)	4.2	4.8	5.0
<b>Family and social support.</b> Percentage of children that live in a household headed by single parent (2012-2016)	35%	36%	34%
<b>Family and social support.</b> Number of membership associations per 10,000 population (2015)	16	11	9
<b>Violence.</b> Number of reported violent crime offenses per 100,000 population (2012-2014)	67	290	380
<b>Injury.</b> Number of deaths due to injury per 100,000 population (2012-2016)	88	75	65

(Source: 2018 County Health Rankings for Columbiana County, Ohio, and U.S. data)



	Columbiana County	Ohio	U.S.
<b>Physical Environment</b>			
<b>Air, water, and toxic substances.</b> Average daily density of fine particulate matter in micrograms per cubic meter (PM2.5) (2012)	12.0	11.3	8.7
<b>Air, water, and toxic substances.</b> Indicator of the presence of health-related drinking water violations. Yes - indicates the presence of a violation, No - indicates no violation (2016)	Yes	N/A	N/A
<b>Housing.</b> Percentage of households with at least 1 of 4 housing problems: overcrowding, high housing costs, or lack of kitchen or plumbing facilities (2010-2014)	12%	15%	19%
<b>Transportation.</b> Percentage of the workforce that drives alone to work (2012-2016)	86%	83%	76%
<b>Transportation.</b> Among workers who commute in their car alone, the percentage that commute more than 30 minutes (2012-2016)	35%	30%	35%

*(Source: 2018 County Health Rankings for Columbiana County, Ohio, and U.S. data)*

*N/A – Data is not available*

## Appendix VII: Summary of Community Input from Stakeholder Interviews and Focus Groups

Thirty-four stakeholder and focus group interviews, reflecting input from more than 115 participants, were conducted by the Steering Committee from October-December 2018, as part of the CHNA primary data gathering process. Participants were identified as experts in a particular field related to their background experience or professional position; and/or those who understand the needs of a particular community/geographic region or under-represented group, including medically underserved and vulnerable populations.

Participants represented in this data collection of broad community input included:

- School Districts and Youth Services
- Local Government Officials/ County Commissioners
- Health and Human Service Providers
- Senior Services and Home Health Providers
- Hispanic Community Members
- Hospital Case Managers
- Food Pantries
- Faith-Based Organizations Providing Community Assistance
- Juvenile Justice System
- Community Resource Centers
- Mental Health and Recovery Providers

<b>Organization</b>	<b>Focus Group/ Stakeholder</b>	<b># of Participants/Title</b>
ADAPT Coalition	Focus Group	12 participants
Children with Medical Handicaps' Parents	Focus Group	3 participants
Catholic Charities	Judy Golden	Coordinator
City of Salem	John Berlin	Mayor
Columbiana County Job and Family Services	Rachel Ketterman	Assistant Director
Columbiana County Board of County Commissioners	Tim Weigle	County Comm., Chairman of Health District Advisory Council
Columbiana Cty. Bd. of Developmental Disabilities	Bill Devon	Superintendent
Columbiana Cty. Mental Health and Recovery Services	Belinda Niswonger	Board Member
Columbiana Cty. Mental Health and Recovery Services	Barbara Stamp	Board Member
Columbiana Cty. Mental Health and Recovery Services	Focus Group	13 participants
Columbiana County Senior Services	Naomi Wells	Director
Cribs to Kids Moms	Focus Group	7 participants
East Liverpool	Ryan Stovall	Mayor
East Liverpool City Hospital	Amy Frampton	LISW
East Liverpool Community Resource Center	Denise Taylor	Executive Director
East Liverpool Medical Group	Kimberly Jackson, D.O.	Director of Family Medicine Residency- 12 residents
Help Me Grow, Head Start	Focus Group	4 participants
Hispanic Ministry at St. Paul's Church	Sr. Rene Weeks	Hispanic Ministry
Internal Medicine/Family Medicine Residency-ELCH	Focus Group	31 participants
Juvenile Court of Columbiana County	Dane Walton	Court Administrator
Mental Health Consumers Peer Center in E. Liverpool	Focus Group	8 participants
Ohio Valley Home Health Services	Focus Group	3 participants
Salem Area Visiting Nurses Association	Susan Yoder	Executive Director
Salem Regional Medical Center	Betsy Williams	Asst. Dir. of Case Management
Village of Salineville	Linda Adams	Mayor
Salvation Army of Salem	Angela & Gene Spence	Captains
School Nurses	Focus Group	6 participants
St. Stephen's Episcopal Church	Focus Group	4 participants
Team Mojo Foundation	Bill Crawford	Founder and Executive Director
The Way Station	Vicki Ritterspach	Executive Director
Veteran's Service Commission	Kevan Wain	Veterans Service Officer
WIC Moms	Focus Group	WIC Office
Youth Mental Health	Focus Group	8 participants
New Vision	Daniel Boland	Manager

Community input was obtained from these participants regarding factors impacting social determinants of health (Question 1), top health care issues and priorities (Table A), community strengths and resources (Table B), opportunities to increase access to health care resources (Question 4), and how to improve community supports (Question 5). A copy of the summary of results for each question is also included below.

### 1. Factors Impacting Social Determinants of Health & Community Health Status

**A. Social and Economic Conditions:** Stakeholder and focus group respondents identified 8 major social and economic factors that influence the health of the community:

- Poverty/generational poverty
- Poor income/lack of opportunity/unemployment
- Drug addiction
- Lack of transportation
- Entitlement/laziness
- Appalachian culture
- Language barriers/health literacy

### B. Top 10 Community Concerns/Issues Related to Health and Safety:

- Drug addiction
- Environmental issues (air & water quality, gas lines, fracking, agriculture run-off)
- Lack of transportation
- Poverty/generational poverty/housing/homelessness
- Drug-related crime and hostile behavior
- Untreated mental health issues/lack of access to mental health providers
- Poor parenting skills/child safety
- Unhealthy lifestyles
- Lack of affordable insurance/lack of providers accepting medical cards/denials
- Lack of knowledge about health

Other issues mentioned with less frequency included: access to specialists, violence, poor nutrition/hunger, no inpatient psychiatric services, disrespect/lack of civility, and unsafe schools.

### Table A: Top Two Health Topics to Address and Top Three Health Priorities

When asked in separate questions to identify the 2 most important health topics and the 3 most important health priorities to address/prevent, the top responses included:

Comparative Summary of "Top Health Topics" & "Top Priorities" Identified by Stakeholders and Focus Groups (N=115)	Top Health "Topics"	Top Health "Priorities"
Drug addiction	X	X
Mental illness	X	X
Transportation	X	X
Nutrition	X	X
Obesity/ Childhood obesity	X	X
Parenting skills	X	X
Cancer	X	X
Diabetes	X	X
Environmental health	X	
Healthier lifestyles	X	X
Pre-natal and maternity care	X	X
Smoking cessation	X	X
Lack of primary care services for Medicaid patients	X	X
Preventive health	X	X
Dental care	X	X

Immunizations	X	X
Medication affordability	X	
Underinsured	X	X
Adequate housing		X
Lack of exercise	X	
Chronic disease management		X
Effects of trauma		X
Heart disease		X
Lack of specialists in county		X

**Table B: Community Strengths and Resources**

When asked in 2 separate questions to identify community strengths and the programs/resources available to community members, the top responses included:

Comparative Summary of Top Strengths/Resources Identified by Stakeholders and Focus Groups	Top "Strengths"	Top "Resources"
Food pantries	X	X
Hospitals	X	
Health departments	X	X
Salem Community Center	X	X
YMCA	X	X
Parks	X	
Dental van	X	
Akron Children's Hospital	X	X
Way Station	X	X
Good people working together	X	
Community Action Agency		X
FISH		X
Salvation Army		X
WIC		X
CARTS		X
Community Resource Center		X
New Day Recovery		X
Silver Sneakers		X

#### 4. Overcoming Barriers to Access and Program Participation

##### A. Barriers to Access

Over half of the stakeholders and focus group members (52%) identified "lack of transportation" as the single most important barrier to accessing resources and/or participating in programming. "Lack of motivation/apathy" and "cost/money/poverty" were both equally mentioned by 14% of respondents. Other barriers listed at 6% or less of the total responses included: stigma, lack of time, inadequate childcare, and pride.

The top 4 suggestions for overcoming barriers and increasing program participation included:

1. Increase awareness (through social media/advertising)
2. Provide transportation
3. Provide participation incentives
4. Use community outreach to take programs and services to the people

Other suggestions included:

- Use bilingual forms and advertising
- Offer programs at different times

- Rethink how information is presented
- Vaccinate at schools
- Provide more funding

### **B. How to Improve Participation**

When asked in a separate but related question what area organizations could do to increase participation and/or help area residents improve their health, the top 12 responses were:

1. Increase awareness
2. Provide more outreach locations
3. Encourage healthy lifestyles
4. Agencies work together & coordinate services
5. Offer more health services in schools
6. Provide incentives for participation
7. Build trust between providers & clients
8. Simplify application process for clients to qualify for programs
9. Provide transportation
10. Provide community education
11. Provide support to parents/non-traditional families
12. Provide more funding for programs/grants

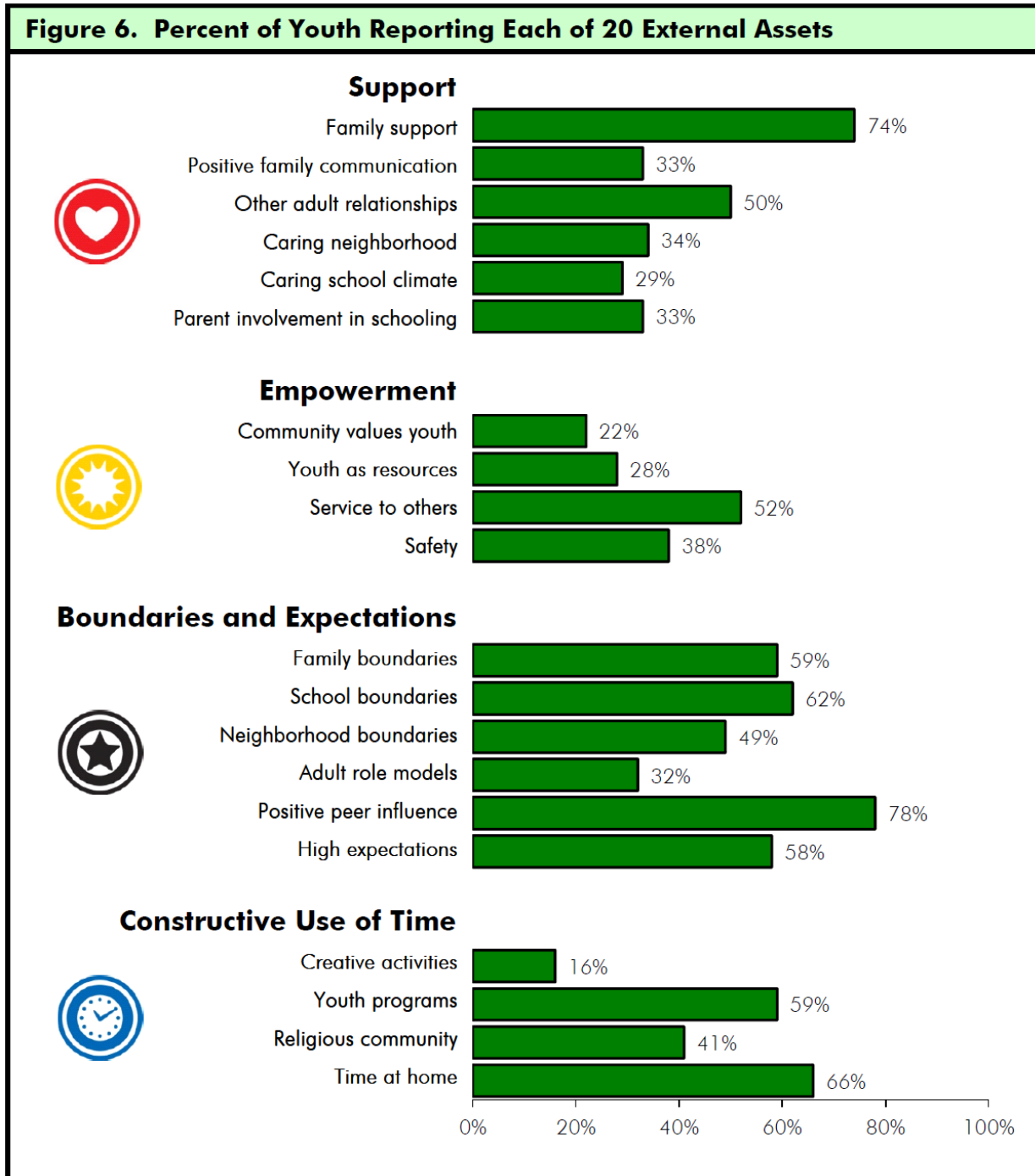
### **5. How to Improve Community Supports**

The stakeholder and focus group interviews generated an extensive list of suggestions for how “the community” can provide more support to its community members. The top 8 suggestions as grouped by category and frequency of response included:

1. Increase access to mental health services
2. Improve access to healthy foods
3. Provide transportation
4. Agencies work together/coordinate services
5. Increase awareness of services & community outreach
6. Provide support to parents/non-traditional families
7. Provide health clinic/primary care provider access for Medicaid recipients
8. Increase funding/financial support

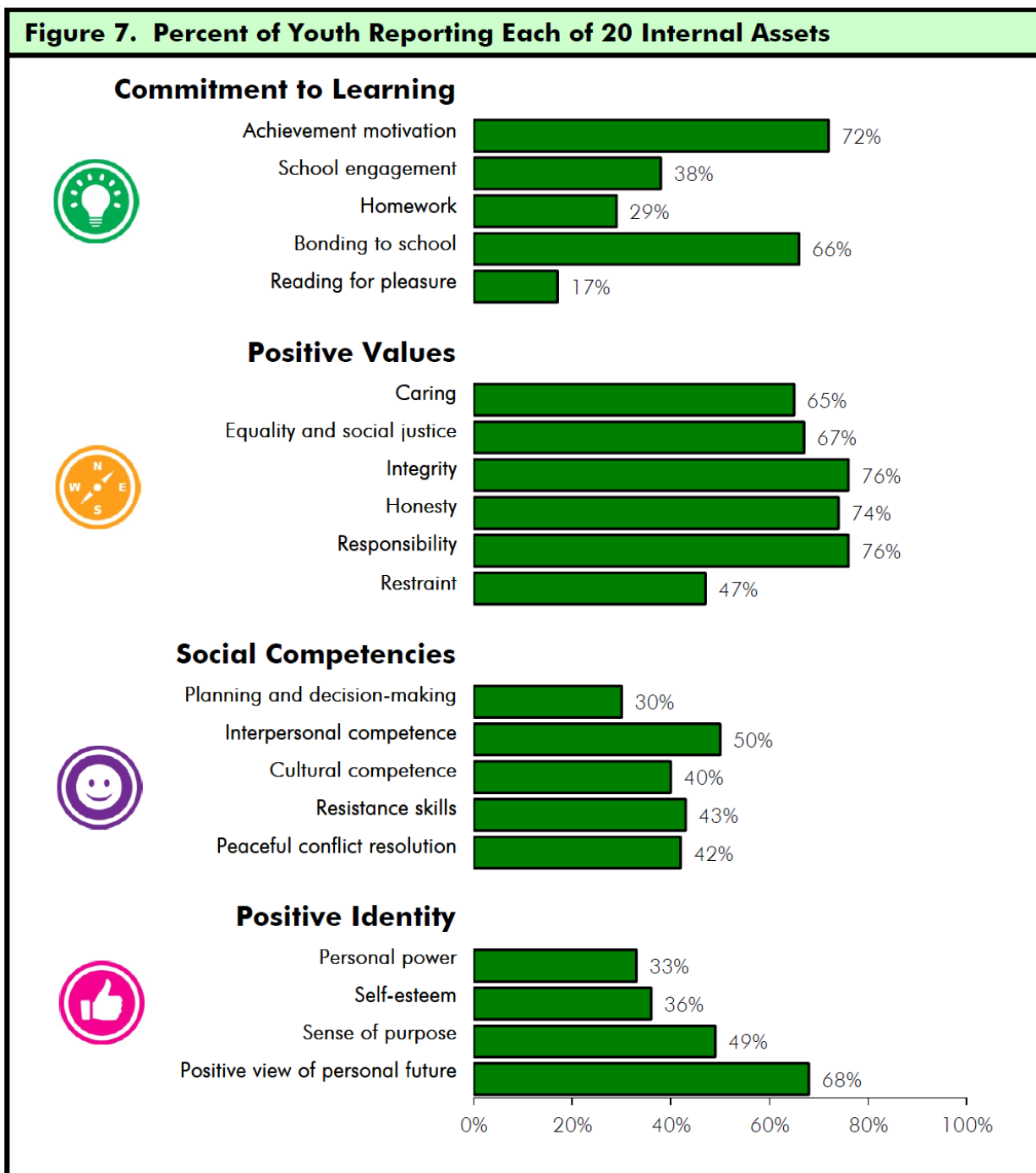
## Appendix VIII: Search Institute's Profile of Student Life 2018 Survey Results

**2018 Columbiana County Profiles of Student Life: Attitudes and Behaviors' Survey Findings:** Search Institute research has shown that the more assets a young person has, the less likely he/she will engage in harmful behaviors and be more likely to do well in school and become a productive adult. Each of the 10 of 11 participating Columbiana County school districts was given a district-specific report for their youth in 7<sup>th</sup>, 9<sup>th</sup>, and 10<sup>th</sup> grade. The information that follows is extracted from the County's aggregate report:



Source: *Search Institute Profiles of Student Life: Attitudes and Behaviors*, 2018. (Columbiana County Aggregate report) Figure-6, pg. 3-4

**Figure 7. Percent of Youth Reporting Each of 20 Internal Assets**



Source: *Search Institute Profiles of Student Life: Attitudes and Behaviors*, 2018. (Columbiana County Aggregate report) Figure 7, pg. 3-8

**Developmental Deficits in Youth**

Assets form part of the developmental foundation upon which healthy lives are built. Although Search Institute advocates positive, community-based efforts to promote Developmental Assets in young people, communities must also focus attention on preventing the developmental deficits measured through the survey. Developmental deficits are the negative influences that can interfere with the ability to develop into a healthy, successful adult. These influences limit a young person’s access to external assets, block their development of internal assets, and ease the way into risky behavioral choices.

Five developmental deficit conditions were evaluated in this survey, including being home alone two or more hours per school day; exposure to TV and video programming three or more hours per day; victimization by

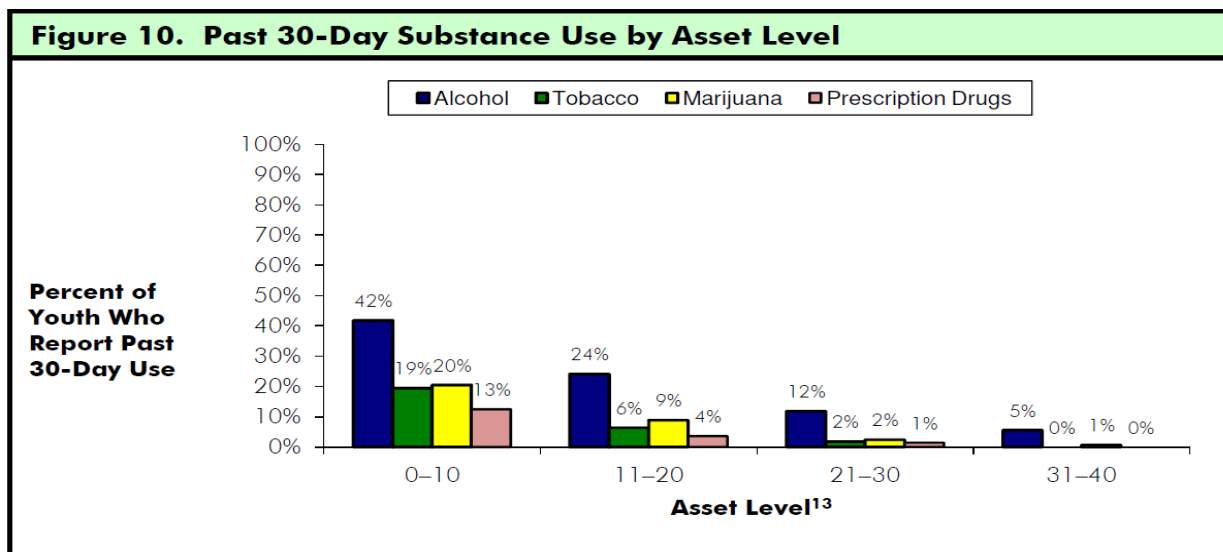
household physical abuse; victimization by violence outside the home; and exposure to tobacco, alcohol, marijuana and other substance use at parties.

The percentage of Columbiana County surveyed youth reporting each of these five developmental deficits is shown for the total sample, gender and grade level. Each deficit is correlated here with a high-risk behavior.

Table 11. Percent of Youth Reporting Developmental Deficits												
Deficit	Definition	Total Sample	Gender		Grade							
			M	F	6	7	8	9	10	11	12	
<b>Alone at Home</b>	Spends two hours or more alone per school day	37	36	37	29	39	42					
<b>TV Overexposure</b>	Watches TV or videos three or more hours per school day	34	37	31	34	34	36					
<b>Physical Abuse</b>	Reports once or more, "Have you ever been physically harmed (that is, where someone caused you to have a scar, black & blue marks, welts, bleeding, or a broken bone) by someone in your family or someone living with you?"	29	29	27	30	29	27					
<b>Victim of Violence</b>	Reports once or more, "How many times in the last 2 years have you been the victim of physical violence where someone caused you physical pain or injury?"	26	27	24	28	27	24					
<b>Drinking Parties</b>	Reports attending one or more parties in the last year "where other kids your age were drinking."	30	27	31	14	30	45					

Source: Search Institute Profiles of Student Life: Attitudes and Behaviors, 2018. (Columbiana County Aggregate report) Table 11, pg. 3-11

Figure 10 shows how alcohol, tobacco, marijuana, and prescription drug use in the 30 days preceding the survey compare across asset levels.



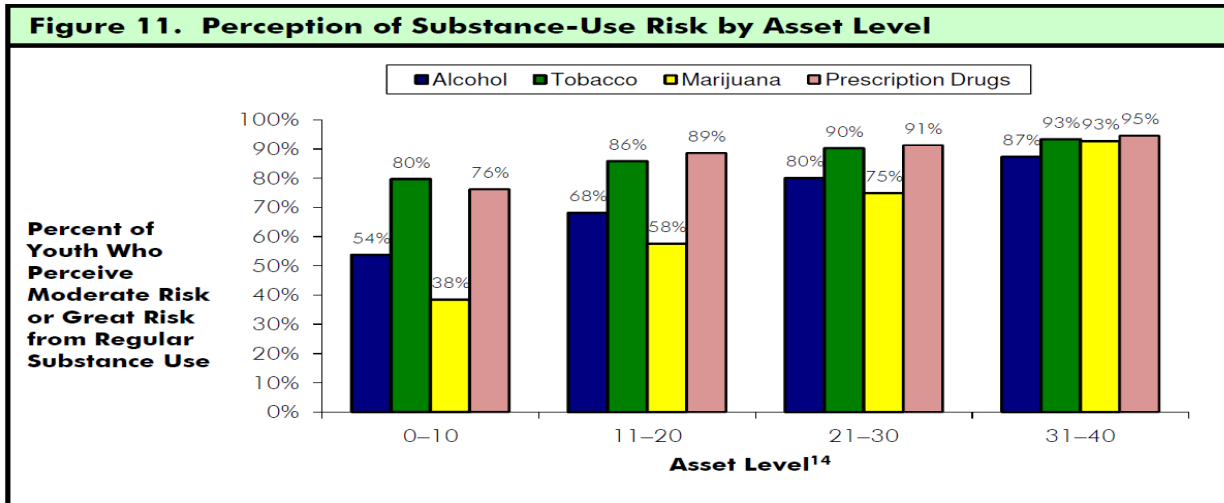
Source: Search Institute Profiles of Student Life: Attitudes and Behaviors, 2018. (Columbiana County Aggregate report) Figure 10, pg. 6-2

Key Findings:

- 13% of youth have reported past 30-day prescription drug use within the category of 0-10 assets.
- A significant percentage of youth possessing 0-10 assets, report increased percentages of substance abuse within the past 30 days as compared to higher asset levels.



Figure 11 shows youth perception of the risks involved in substance use compared across asset levels.



Source: Search Institute Profiles of Student Life: Attitudes and Behaviors, 2018. (Columbiana County Aggregate report) Figure 11, pg. 6-3

Key Findings:

- Youth perception of marijuana use is perceived to be at a much lower risk as compared to alcohol, tobacco, and prescription drug use in the asset categories of 0-10, 11-20, and 21-30.
- Youth perception of regular alcohol use is reported at a much lower risk as compared to tobacco or prescription drug use.
- Youth who possess 31-40 assets perceive alcohol, tobacco, marijuana, and prescription drug use to be at a moderate to high risk.

**Table 6. Developmental Assets Report, Percent of Youth Reporting 15 Additional Risk-Taking Behaviors**

Risk-Taking Behavior		Total Sample	Gender		Grade						
Category	Definition		M	F	6	7	8	9	10	11	12
Sexual Intercourse	Has had sexual intercourse one or more times	22	26	18		7		22	37		
Anti-Social Behavior	Shoplifted once or more in the last 12 months	15	18	11		11		16	17		
	Committed vandalism once or more in the last 12 months	13	18	7		11		15	14		
	Got into trouble with police once or more in the last 12 months	16	21	10		14		17	16		
Violence	Hit someone once or more in the last 12 months	31	40	20		29		31	31		
	Physically hurt someone once or more in the last 12 months	15	21	8		14		16	15		
	Used a weapon to get something from a person once or more in the last 12 months	3	5	1		2		4	4		
	Been in a group fight once or more in the last 12 months	17	21	13		20		16	16		
	Carried a weapon for protection once or more in the last 12 months	22	31	13		22		23	22		
	Threatened physical harm to someone once or more in the last 12 months	28	32	23		23		31	29		
School Truancy	Skipped school once or more in the last four weeks	28	28	27		23		26	34		
Gambling	Gambled once or more in the last 12 months	16	24	8		14		16	18		

**Table 14. Fifteen Additional Risk-Taking Behaviors**

Table 14 reflects data about eight risk categories and 15 associated risk-taking behaviors in which your youth report involvement, including early sexual intercourse, anti-social behavior, violence, school truancy, gambling, eating disorders, depression and attempted suicide. Percentages are reported for each behavior by total sample, gender and grade level.

Table 14. Percent of Youth Reporting 15 Additional Risk-Taking Behaviors											
Risk-Taking Behavior		Total Sample	Gender		Grade						
Category	Definition		M	F	6	7	8	9	10	11	12
<b>Sexual Intercourse</b>	Has had sexual intercourse one or more times	19	20	17		7		18	31		
<b>Anti-Social Behavior</b>	Shoplifted once or more in the last 12 months	12	13	10		10		12	12		
	Committed vandalism once or more in the last 12 months	10	13	6		9		9	11		
	Got into trouble with police once or more in the last 12 months	14	17	10		14		14	14		
<b>Violence</b>	Hit someone once or more in the last 12 months	29	38	19		31		29	27		
	Physically hurt someone once or more in the last 12 months	15	19	9		16		14	15		
	Used a weapon to get something from a person once or more in the last 12 months	3	4	2		2		4	4		
	Been in a group fight once or more in the last 12 months	17	20	13		20		15	16		
	Carried a weapon for protection once or more in the last 12 months	22	31	12		21		22	23		
	Threatened physical harm to someone once or more in the last 12 months	28	32	23		24		29	30		
<b>School Truancy</b>	Skipped school once or more in the last four weeks	28	28	29		28		25	32		
<b>Gambling</b>	Gambled once or more in the last 12 months	17	22	10		14		18	18		
<b>Eating Disorder</b>	Has engaged in bulimic or anorexic behavior	24	20	28		22		24	25		
<b>Depression</b>	Felt sad or depressed most or all of the time in the last month	26	17	34		22		27	29		
<b>Attempted Suicide</b>	Has attempted suicide one or more times	20	14	26		18		21	22		

## Appendix IX: Columbiana County Community Resources

Agency	Address	City	State	Zip	Phone Number
<b>Assistance Programs</b>					
A.I.D., Inc. (Action, Information, Direction)		Salem	OH	44460	330-332-1373
Catholic Charities Regional Agency Emergency Assistance	319 West Rayen Avenue	Youngstown	OH	44502	330-744-3320 800-670-6089
Columbiana County Department of Job & Family Services	7989 Dickey Drive Suite 2	Lisbon	OH	44432	330-424-1471
Columbiana County Veteran's Service Commission	7989 Dickey Drive Suite 1	Lisbon	OH	44432	330-424-7214
Columbiana Meals on Wheels	865 East Park	Columbiana	OH	44408	330-482-0366
Community Action Agency of Columbiana County	7880 Lincole Place	Lisbon	OH	44432	330-424-7221
Family & Community Services, Inc.	705 Oakwood Street Suite 221	Ravenna	OH	44266	330-297-7027
Mahoning-Youngstown Community Action Partnership (MYCAP)	1325 5th Avenue	Youngstown	OH	44504	330-747-7921
Making Kids Count	7178 West Boulevard Suite E	Youngstown	OH	44512	330-758-3434
United Way Services of Northern Columbiana County FamilyWize-Discount Drug Program	713 East State Street	Salem	OH	44460	330-337-0310
WIC (Women, Infants, Children) Columbiana County	7876 Lincole Place	Lisbon	OH	44432	330-424-7293
<b>Assisted Living</b>					
Copeland Oaks	800 South 15th Street	Sebring	OH	44672	330-938-1093
Crossroads at Beaver Creek	13280 Echo Dell Road	East Liverpool	OH	43920	330-385-2211
Grace Woods Senior Living, LLC	730 Youngstown Warren Road	Niles	OH	44446	330-652-4177
Grace Woods Senior Living of Salem, LLC	1166 Benton Road	Salem	OH	44460	330-332-1104
Senior Center of Mahoning County	1110 5th Avenue	Sebring	OH	44672	330-744-5071
Whispering Pines Village	937 East Park Avenue	Columbiana	OH	44408	844-305-8813
<b>Children's Services</b>					
Akron Children's Hospital Beeghly Campus	6505 Market Street	Boardman	OH	44512	330-746-8100
Akron Children's Hospital Pediatrics Lisbon	330 North Market Street	Lisbon	OH	44432	330-424-9866
Alta Behavioral Healthcare Early Childhood Mental Health	711 Belmont Avenue	Youngstown	OH	44502	330-793-2487
Alta Head Start	142 Javit Court	Austintown	OH	44515	330-736-0071
Belmont Pines Hospital Children's Behavioral Health Hospital and Residential Treatment Center	615 Churchill-Hubbard Road	Youngstown	OH	44505	330-759-2700 800-423-5666
Boy Scouts of America Buckeye Council	2301 13th Street NW	Canton	OH	44708	330-580-4272 800-589-9812
Camp Fire Tayanoka		East Liverpool	OH	43920	330-385-0645

Agency	Address	City	State	Zip	Phone Number
Columbiana County Department of Job & Family Services	7989 Dickey Drive Suite 2	Lisbon	OH	44432	330-424-1471
Columbiana County Educational Service Center	38720 Saltwell Road	Liston	OH	44432	330-424-9591
Columbiana County Help Me Grow-Columbiana County Board of Developmental Disabilities	34947 State Route 172	Lisbon	OH	44432	330-424-0288
Columbiana County Juvenile Court Charles A. Pike Center	260 West Lincoln Way	Lisbon	OH	44432	330-424-4071
Community Action Agency of Columbiana County	7880 Lincole Place	Lisbon	OH	44432	330-424-7221
Community Action Agency of Columbiana County Community Health Center-East Liverpool	16687 Saint Clair Avenue Suite 203	East Liverpool	OH	43920	330-386-7777
Community Action Agency of Columbiana County Community Health Center-Lisbon	7880 Lincole Place	Lisbon	OH	44432	330-424-5686
Community Action Agency of Columbiana County Salineville Community Health Center at Melhorn	103 West Main Street	Salineville	OH	43945	330-679-2640
Community Resource Center	940 Pennsylvania Avenue	East Liverpool	OH	43920	330-385-1301
Counseling Center of Columbiana County	40722 State Route 154	Lisbon	OH	44432	330-424-9573
Counseling Center of Columbiana County East Liverpool Branch Office	15613 Pineview Drive Suite A	East Liverpool	OH	43920	330-386-9004
Counseling Center of Columbiana County Salem Branch Office	188 North Lincoln Avenue	Salem	OH	44460	330-332-1514
Easter Seals of Mahoning, Trumbull, and Columbiana	299 Edwards Street	Youngstown	OH	44502	330-743-1168
Family & Children First of Columbiana County	38720 Saltwell Rd	Lisbon	OH	44432	330-424-9591
Girl Scouts of North East Ohio Youngstown	8580 South Avenue	Youngstown	OH	44514	330-652-5876 800-852-4474
Louis Tobin Attention Center	8363 County Home Road	Lisbon	OH	44432	330-424-9809
Making Kids Count	7178 West Boulevard Suite E	Youngstown	OH	44512	330-758-3434
Salem City Health District	230 North Lincoln Avenue #104	Salem	OH	44460	330-332-1618
Salem Comprehensive Pediatric Health Center	1076 East State Street	Salem	OH	44460	330-332-2710
Second Harvest Food Bank of Mahoning Valley BackPack food program		Youngstown	OH	44509	330-792-5522
United Way Services of Northern Columbiana County	713 East State Street	Salem	OH	44460	330-337-0310
United Way Services of Northern Columbiana County FamilyWize-Discount Drug Program	713 East State Street	Salem	OH	44460	330-337-0310
<b>Counseling and Mental Health Services</b>					
Alta Behavioral Healthcare	711 Belmont Avenue	Youngstown	OH	44502	330-793-2487
Belmont Pines Hospital Children's Behavioral Health Hospital and Residential Treatment Center	615 Churchill-Hubbard Road	Youngstown	OH	44505	330-759-2700 800-423-5666

Agency	Address	City	State	Zip	Phone Number
Belmont Pines Hospital Children's Behavioral Health Hospital and Residential Treatment Center	615 Churchill-Hubbard Road	Youngstown	OH	44505	330-759-2700 800-423-5666
CCA Health & Behavioral Health Center at Lisbon	7880 Lincole Place	Lisbon	OH	44432	330-424-5686
CCA East Liverpool Campus Building #1	16480 St. Clair Ave.	East Liverpool	OH	44432	330-386-7777
CCA East Liverpool Campus Building #2	16494 St. Clair Ave	East Liverpool	OH	44432	330-386-7870
Catholic Charities Regional Agency	319 West Rayen Avenue	Youngstown	OH	44502	330-744-3320 800-670-6089
Catholic Charities Regional Agency Christina Center	115 East Washington Street	East Liverpool	OH	44432	330-420-0845
Catholic Charities Regional Agency Christina House (undisclosed domestic violence shelter)					24 hr Crisis Line: 330-420-0037
Cleveland Clinic Akron General Acute Care In-Patient Psychiatric Treatment	1 Akron General Avenue	Akron	OH	44307	330-344-6000
Columbiana County Mental Health and Recovery Services Board	27 Vista Drive	Lisbon	OH	44432	330-424-0195
Counseling Center of Columbiana County	40722 State Route 154	Lisbon	OH	44432	330-424-9573
Counseling Center of Columbiana County East Liverpool Branch Office	15613 Pineview Drive Suite A	East Liverpool	OH	43920	330-386-9004
Counseling Center of Columbiana County Salem Branch Office	188 North Lincoln Avenue	Salem	OH	44460	330-332-1514
East Liverpool City Hospital Behavioral Health Inpatient Center	425 West 5th Street	East Liverpool	OH	43920	330-386-3590
Family Recovery Center Administrative, Counseling & Criminal Justice Office	964 North Market Street	Lisbon	OH	44432	330-424-1468
Family Recovery Center East Liverpool Office	416 Jackson Street	East Liverpool	OH	43920	330-424-1468
Family Recovery Center Fleming House	1300 Rose Drive	Lisbon	OH	44432	330-420-3760
Family Recovery Center Oxford House	320 Benton Road	Salem	OH	44460	330-337-7501
Family Recovery Center Prevention Office	966 North Market Street Lower Level	Lisbon	OH	44432	330-424-0531
Family Recovery Center Renaissance House	855 Newgarden Road	Salem	OH	44460	234-567-4746
Help Hotline Crisis Center, Inc.		Youngstown	OH	44501	330-424-7767 800-427-3606
Louis Stokes Cleveland VA Medical Center East Liverpool/Calcutta Multi-Specialty Outpatient Clinic	5655 State Route 170 Suite A	Calcutta	OH	43920	330-386-4303

Agency	Address	City	State	Zip	Phone Number
National Alliance on Mental Illness (NAMI) of Columbiana County	42549 North Avenue	Lisbon	OH	44432	330-424-5772
Neil Kennedy Recovery Clinic	2151 Rush Boulevard	Youngstown	OH	44507	330-744-1181 800-228-8287
Behavioral Medicine and Wellness Center Intensive Outpatient Mental Health Services	Salem Regional Medical Center 2020 East State Street Suite J	Salem	OH	44460	330-337-4935
St. Elizabeth Youngstown Hospital Acute Care In-Patient Psychiatric Treatment	1044 Belmont Avenue	Youngstown	OH	44501	Main Number: 330-746-7211
Dr. Katherine Stutzman, Ph.D.	425 West Fifth Street	East Liverpool	OH	43920	330-386-2047
Summa St. Thomas Hospital Behavioral Health Services Acute Care In-Patient Psychiatric Treatment	444 North Main Street	Akron	OH	44310	330-379-9841
<b>Drug and Alcohol Services</b>					
CCA East Liverpool Campus Building #1	16480 St. Clair Ave.	East Liverpool	OH	44432	330-386-7777
Counseling Center of Columbiana County	40722 State Route 154	Lisbon	OH	44432	330-424-9573
Counseling Center of Columbiana County East Liverpool Branch Office	15613 Pineview Drive Suite A	East Liverpool	OH	43920	330-386-9004
Counseling Center of Columbiana County Salem Branch Office	188 North Lincoln Avenue	Salem	OH	44460	330-332-1514
Crisis Intervention and Recovery Center, Inc. Crisis Intervention Center Detoxification Unit	832 McKinley Avenue NW	Canton	OH	44703	Crisis Hotline: 330-452-6000
Crisis Intervention and Recovery Center, Inc. Recovery Center	2421 13th Street NW	Canton	OH	44708	330-452-9812 800-956-6630
East Liverpool City Hospital Drug & Alcohol Medical Stabilization New Vision	425 West 5th Street	East Liverpool	OH	43920	330-386-3193 800-939-2273
Family Care Ministries	119 W. 6 <sup>th</sup> Street	East Liverpool	OH	43920	330-368-0725
Family Recovery Center Administrative, Counseling & Criminal Justice Office	964 North Market Street	Lisbon	OH	44432	330-424-1468
Family Recovery Center East Liverpool Office	416 Jackson Street	East Liverpool	OH	43920	330-424-1468
Family Recovery Center Fleming House	1300 Rose Drive	Lisbon	OH	44432	330-420-3760
Family Recovery Center Oxford House	320 Benton Road	Salem	OH	44460	330-337-7501
Family Recovery Center Prevention Office	966 North Market Street Lower Level	Lisbon	OH	44432	330-424-0531
Family Recovery Center Renaissance House	855 Newgarden Road	Salem	OH	44460	234-567-4746

Agency	Address	City	State	Zip	Phone Number
Louis Stokes Cleveland VA Medical Center East Liverpool/Calcutta Multi-Specialty Outpatient Clinic	5655 State Route 170 Suite A	Calcutta	OH	43920	330-386-4303
Neil Kennedy Recovery Clinic	2151 Rush Boulevard	Youngstown	OH	44507	330-744-1181 800-228-8287
New Start Treatment Center St. Joseph Warren Hospital	1296 Tod Avenue NW Suite 205	Warren	OH	44485	330-306-5010
Trinity Health System Behavioral Medical Center Drug and Alcohol Rehabilitation Center	380 Summit Avenue	Steubenville	OH	43952	740-283-7024
<b>Emergency Assistance</b>					
American Red Cross of Lake to River	3530 Belmont Avenue Suite 7	Youngstown	OH	44505	330-392-2551
Catholic Charities Regional Agency Emergency Assistance	319 West Rayen Avenue	Youngstown	OH	44502	330-744-3320 800-670-6089
Christians' Concern of Leetonia	764 Columbia Street	Leetonia	OH	44431	330-427-6827
Salvation Army East Liverpool Corps	413 East 4th Street	East Liverpool	OH	43920	330-385-2086
Salvation Army Salem	1249 North Ellsworth Avenue	Salem	OH	44460	330-332-5624
<b>Food Banks, Pantries, and Programs</b>					
Community Action Agency of Columbiana County	7880 Lincole Place	Lisbon	OH	44432	330-424-7221
Farmers and Hunters Feeding the Hungry Northeast Ohio Chapter					330-424-7221
Making Kids Count	7178 West Boulevard Suite E	Youngstown	OH	44512	330-758-3434
Salem Community Pantry	794 East 3rd Street	Salem	OH	44460	330-332-5166
Second Harvest Food Bank Food Assistance Columbiana County					330-747-2696 330-424-7767
Second Harvest Food Bank of Mahoning Valley BackPack food program		Youngstown	OH	44509	330-792-5522
Second Harvest Food Bank of Mahoning Valley Mobile Pantry Program Fellowship of the Beloved	13696 Bethesda Road	Hanoverton	OH	44423	
Salvation Army East Liverpool Corps	413 East 4th Street	East Liverpool	OH	43920	330-385-2086
Salvation Army Salem	1249 North Ellsworth Avenue	Salem	OH	44460	330-332-5624
Waystation	125 W. 5 <sup>th</sup> Street	East Liverpool	OH	43920	330-932-0353
<b>Free or Low-Cost Clinics</b>					
Columbiana County Health District	7360 State Route 45	Lisbon	OH	44432	330-424-0272
CCA (Community Action Agency) East Liverpool Campus Building #1	16480 St. Clair Ave.	East Liverpool	OH	43920	330-386-7777



Agency	Address	City	State	Zip	Phone Number
CCA East Liverpool Campus Building #2	16494 St. Clair Ave.	East Liverpool	OH	44432	330-386-7870
CCA Health & Behavioral Health Center at Lisbon	7880 Lincole Place	Lisbon	OH	44432	330-424-5686
CCA Dental Center at Lisbon	38722 Saltwell Road	Lisbon	OH	44432	330-424-4192
CCA Health and Dental Center, Melhorn, Salineville	103 West Main Street	Salineville	OH	43945	330-679-2640
The Dental Van East Liverpool Department of Health (at the Community Resource Center twice a month)	940 Pennsylvania Avenue	East Liverpool	OH	43920	Call for Appointment: 330-385-1301
Quota Club International of Salem, Inc. Salem Area Speech and Hearing Clinic		Salem	OH	44460	330-337-8136
<b>Home Care</b>					
Columbiana County Senior Services Levy Board	7989 Dickey Drive	Lisbon	OH	44432	330-420-6695
Community Caregivers	888 Boardman-Canfield Road Suite D	Boardman	OH	44512	330-533-3427
OVHH-Richard Atkins, Interim Executive Director	15549 State Route 170, Suite 7	East Liverpool	OH	43920	330-385-2333 X6105
Home Care Advantage, Inc.	718 East 3rd Street Suite C	Salem	OH	44460	330-337-HOME (4663)
mvi HomeCare & mvi Hospice Care (Salem)	2350 East State Street	Salem	OH	44460	330-332-1272
mvi HomeCare (Youngstown)	4891 Belmont Avenue	Youngstown	OH	44505	330-759-9487 800-449-4684
Salem Area Visiting Nurse Association	718 East 3rd Street Suite A	Salem	OH	44460	330-332-9986 800-879-6070
<b>Hospice</b>					
All Caring Hospice	6715 Tippecanoe Road Suite B-101	Canfield	OH	44406	330-286-3435 855-286-3435
Grace Hospice Ohio	7206 Market Street	Youngstown	OH	44512	330-729-2924
Hospice of the Valley Columbiana County	2388-B Southeast Boulevard	Salem	OH	44460	330-337-3182
Hospice of the Valley The Hospice House	9803 Sharrott Road	Poland	OH	44514	330-549-5850
mvi HomeCare & mvi Hospice Care (Salem)	2350 East State Street	Salem	OH	44460	330-332-1272
<b>Hospitals</b>					
Akron Children's Hospital in Boardman	6505 Market Street	Boardman	OH	44512	330-746-8040
Aultman Alliance Community Hospital	200 East State Street	Alliance	OH	44601	330-596-6000
East Liverpool City Hospital	425 W 5 <sup>th</sup> Street	East Liverpool	OH	43920	330-385-7200
Mercy Health- Boardman	8401 Market Street	Boardman	OH	44512	330-729-2929
Mercy Health- Youngstown	1044 Belmont Avenue	Youngstown	OH	44501	330-746-7211
Salem Regional Medical Center	1995 East State Street	Salem	OH	44460	330-332-1551
The Surgical Hospital at Southwoods	7630 Southern Blvd.	Boardman	OH	44512	330-729-8000



Agency	Address	City	State	Zip	Phone Number
<b>Hotline &amp; Resource Numbers</b>					
AIDS National Hotline					800-342-2437
AIDS Treatment Information Services					800-448-0440
Alcoholics Anonymous Youngstown Area Intergroup	3373 Canfield Road	Youngstown	OH	44511	330-270-3000
Al-Anon Family Group Headquarters, Inc.					800-356-9996
Al-Anon/Alateen Hotline					800-344-2666
Alzheimer's Association					800-272-3900
American Cancer Society					800-227-2345
American Lung Association					800-548-8252
American Red Cross of Lake to River	3530 Belmont Avenue Suite 7	Youngstown	OH	44505	330-392-2551
Autism Society					800-328-8476
Gay & Lesbian National Hotline					888-843-4564
Gay, Lesbian, Bisexual, and Transgender (GLBT) Youth Support Line					800-850-8078
National Adolescent Suicide Hotline					800-621-4000
National Alcoholism and Substance Abuse Information Center					800-784-6776
National Child Abuse Hotline					800-4-A-CHILD
National Cocaine Hotline					800-COCAINE
National Domestic Violence Hotline					800-799-7233 TTY: 800-787-3224
National Heroin Hotline					800-9-HEROIN
National Runaway Hotline					800-621-4000
National Suicide Prevention Lifeline					800-273-8255
National Teen Dating Abuse Hotline					866-331-9474
National Youth Crisis Hotline					800-HIT-HOME
Panic Disorder Information Hotline					800-64-PANIC
Poison Control					800-222-1222
Substance Abuse and Mental Health Services Administration National Helpline					800-784-6776
Vet2Vet Veteran's Crisis Line					877-838-2838
Veterans Crisis Line					800-273-8255 and Press 1
<b>Housing Assistance</b>					
Catholic Charities Regional Agency Housing Counseling	319 West Rayen Avenue	Youngstown	OH	44502	330-744-3320 800-670-6089
Community Action Agency of Columbiana County	7880 Lincole Place	Lisbon	OH	44432	330-424-7221
Family & Community Services, Inc.	705 Oakwood Street Suite 221	Ravenna	OH	44266	330-297-7027
Habitat for Humanity of Northern Columbiana County	468 Prospect Street	Salem	OH	44460	330-337-1003
<b>Medical and Dental Care Services</b>					

Agency	Address	City	State	Zip	Phone Number
Adult Endocrinology-Saira Mammen, M.D.	St. Clair Ave. Suite 2	East Liverpool	OH	43920	330-385-9670
Akron Children's Hospital Beeghly Campus	6505 Market Street	Boardman	OH	44512	330-746-8100
Akron Children's Hospital Pediatrics Lisbon	330 North Market Street	Lisbon	OH	44432	330-424-9866
American Cancer Society Reach to Recovery	525 North Broad Street	Canfield	OH	44406	Regional Office: 888-227-6446 National Cancer Information Center: 800-227-2345
American Heart Association Great Rivers Affiliate: Youngstown Metro	840 Southwestern Run	Youngstown	OH	44514	330-965-9230
Arthritis Foundation, Great Lakes Region, Northeastern Ohio Chapter	4630 Richmond Road Suite 240,	Cleveland	OH	44128	800-245-2275 Ext. 114
Belmont Pines Hospital Children's Behavioral Health Hospital and Residential Treatment Center	615 Churchill-Hubbard Road	Youngstown	OH	44505	330-759-2700 800-423-5666
CCA (Community Action Agency) East Liverpool Campus Building #1	16480 St. Clair Ave.	East Liverpool	OH	43920	330-386-7777
CCA East Liverpool Campus Building #2	16494 St. Clair Ave.	East Liverpool	OH	44432	330-386-7870
CCA Health & Behavioral Health Center at Lisbon	7880 Lincole Place	Lisbon	OH	44432	330-424-5686
CCA Dental Center at Lisbon	38722 Saltwell Road	Lisbon	OH	44432	330-424-4192
CCA Health and Dental Center, Melhorn, Salineville	103 West Main Street	Salineville	OH	43945	330-679-2640
Columbiana County General Health District	7360 State Route 45	Lisbon	OH	44432	330-424-0272
Columbiana County General Health District Cancer Detection Clinic	7360 State Route 45	Lisbon	OH	44432	330-424-0272
Columbiana Medical Center affiliated with Salem Regional Medical Center	750 East Park Avenue	Columbiana	OH	44408	330-482-3871
Easter Seals of Mahoning, Trumbull, and Columbiana - J. Ford Crandall Rehabilitation Center - Youngstown Hearing and Speech Center	299 Edwards Street	Youngstown	OH	44502	330-743-1168
East Liverpool City Health District	126 West 6th Street	East Liverpool	OH	43920	330-385-5123
East Liverpool City Hospital (See website for a full list of services: <a href="http://www.elch.org">http://www.elch.org</a> )	425 West 5th Street	East Liverpool	OH	43920	330-385-7200

Agency	Address	City	State	Zip	Phone Number
Family Practice- Dr. Rikita Sharma, M.D.	TBA	East Liverpool	OH	43920	
Healthy Start & Healthy Families Columbiana Columbiana County Department of Jobs & Family Services	7989 Dickey Drive Suite 2	Lisbon	OH	44432	330-424-1471
Salem City Health District	230 North Lincoln Avenue #104	Salem	OH	44460	330-332-1618
Salem Regional Medical Center (See website for a full list of services: www.salemregional.com)	1995 E. State Street	Salem	OH	44460	330-332-1551
Louis Stokes Cleveland VA Medical Center East Liverpool/Calcutta Multi-Specialty Outpatient Clinic	5655 State Route 170 Suite A	Calcutta	OH	43920	330-386-4303
Salem Area Visiting Nurse Association	718 East 3rd Street Suite A	Salem	OH	44460	330-332-9986 800-879-6070
Sleep Clinic- Dr. Aziz	16218 St. Claire Ave.	East Liverpool	OH	43920	330-382-9355
SRMC at Firestone Farms	116 Carriage Drive Town Center at Firestone Farms	Columbiana	OH	44408	330-482-3871
SRMC Primary Care	38506 Saltwell Road	Lisbon	OH	44432	330-424-1404
Wound Healing Center	Salem Regional Medical Center 1995 East State Street	Salem	OH	44460	330-332-7415
Wound Care Clinic	425 West 5 <sup>th</sup> Street	East Liverpool	OH	43920	330-386-5870
<b>Nutrition</b>					
Community Action Agency of Columbiana County Elderly Nutrition Program	7880 Lincole Place	Lisbon	OH	44432	330-424-7221
Community Resource Center	940 Pennsylvania Avenue	East Liverpool	OH	43920	330-385-1301
East Liverpool City Hospital Dietician- Debra Wick, RD	425 West Fifth Street	East Liverpool	OH	43920	330-386-2079
<b>Recreation</b>					
Beaver Creek State Park	12021 Echo Dell Rd.	East Liverpool	OH	43920	330-385-3091
Boy Scouts of America Buckeye Council	2301 13th Street NW	Canton	OH	44708	330-580-4272 800-589-9812
Camp Fire Tayanoka		East Liverpool	OH	43920	330-385-0645
The Firestone Pool	338 East Park Avenue	Columbiana	OH	44408	330-482-1026
Girl Scouts of North East Ohio Youngstown	8580 South Avenue	Youngstown	OH	44514	330-652-5876 800-852-4474
Salem Community Center	1098 North Ellsworth Avenue	Salem	OH	44460	330-332-5885
Salem Worlds War Memorial Building	785 East State Street	Salem	OH	44460	330-332-5512
Scenic Vista Park	11523 Township Hwy 764	Lisbon	OH	44460	330-424-9078
Thompson Park	2626 Park Way	East Liverpool	OH	44460	330-385-2255
<b>Senior Services</b>					

Agency	Address	City	State	Zip	Phone Number
Area Agency on Aging 11	5555 Youngstown Warren Road Suite 2685	Niles	OH	44446	800-686-7367
Catholic Charities Senior Center	600 East 4th Street	East Liverpool	OH	43920	330-385-4732
Ceramic City Senior Center	600 East 4th Street	East Liverpool	OH	43920	330-385-4732
Community Action Agency of Columbiana County Elderly Nutrition Program	7880 Lincole Place	Lisbon	OH	44432	330-424-7221
Columbiana County Senior Services Levy Board	7989 Dickey Drive	Lisbon	OH	44432	330-420-6695
Columbiana County Department of Job & Family Services	7989 Dickey Drive Suite 2	Lisbon	OH	44432	330-424-1471
Columbiana Meals on Wheels	865 East Park	Columbiana	OH	44408	330-482-0366
Columbiana Metropolitan Housing Authority	325 Moore Street	East Liverpool	OH	43920	330-386-5970
Community Caregivers	888 Boardman-Canfield Road Suite D	Boardman	OH	44512	330-533-3427
Community Resource Center	940 Pennsylvania Avenue	East Liverpool	OH	43920	330-385-1301
Counseling Center of Columbiana County	40722 State Route 154	Lisbon	OH	44432	330-424-9573
Counseling Center of Columbiana County East Liverpool Branch Office	15613 Pineview Drive Suite A	East Liverpool	OH	43920	330-386-9004
Counseling Center of Columbiana County Salem Branch Office	188 North Lincoln Avenue	Salem	OH	44460	330-332-1514
Family & Community Services, Inc. Medication Assistance Program (MAP)	705 Oakwood Street Suite 221	Ravenna	OH	44266	330-297-7027
Family & Community Services, Inc. R.S.V.P. (Retired Senior Volunteer Program)		Lisbon	OH	44432	330-424-7877
Home Care Advantage, Inc.	718 East 3rd Street Suite C	Salem	OH	44460	330-337-HOME (4663)
Lifeline- East Liverpool City Hospital Women's Auxiliary	425 West Fifth Street	East Liverpool	OH	43920	330-386-2003
Mobile Meals of Salem, Inc.	1995 East State Street	Salem	OH	44460	330-332-2160
mvi HomeCare & mvi Hospice Care (Salem)	2350 East State Street	Salem	OH	44460	330-332-1272
mvi HomeCare (Youngstown)	4891 Belmont Avenue	Youngstown	OH	44505	330-759-9487 800-449-4684
Quota Club International of Salem, Inc. Salem Area Speech and Hearing Clinic		Salem	OH	44460	330-337-8136
Salem Area Adult Daycare Center Salem Area Visiting Nurse Association	718 East 3rd Street Suite B	Salem	OH	44460	330-332-9986 800-879-6070
Salem Area Visiting Nurse Association	718 East 3rd Street Suite A	Salem	OH	44460	330-332-9986 800-879-6070
Salem Community Center Silver & Fit	1098 North Ellsworth Avenue	Salem	OH	44460	330-332-5885
Salem Worlds War Memorial Building	785 East State Street	Salem	OH	44460	330-332-5512
Senior Center of Mahoning County	1110 5th Avenue	Sebring	OH	44672	330-744-5071
Senior Link Adult Day Services	16351 State Route 267	East Liverpool	OH	43920	330-385-5111

Agency	Address	City	State	Zip	Phone Number
Social Security Office East Liverpool	120 East 4th Street	East Liverpool	OH	43920	800-772-1213
Wellsville Area Resource Center	1335 Main Street	Wellsville	OH	43968	330-532-4507
<b>Shelters</b>					
Catholic Charities Regional Agency Christina House (undisclosed domestic violence shelter)					24 hr Crisis Line: 330-420-0037
Community Action Agency of Columbiana County Homeless Prevention Program	7880 Lincole Place	Lisbon	OH	44432	330-424-5686
<b>Support Groups</b>					
Autism Support Group East Liverpool City Hospital	425 West 5th Street	East Liverpool	OH	43920	330-386-2054
CAUSE (Connection, Autism, Understanding, Support, & Education) Salem Public Library-Quaker Meeting Room	821 East State Street	Salem	OH	44460	330-337-6193
Coping With Cancer SRMC Behavioral Medicine & Wellness Center	2020 East State Street Suite J	Salem	OH	44460	330-337-4935
Families Coping With Cancer SRMC Behavioral Medicine & Wellness Center	2020 East State Street Suite J	Salem	OH	44460	330-337-4935
HIV Support Group Counseling Center of Columbiana County	260 West Lincoln Way	Lisbon	OH	44432	330-424-0604
National Alliance on Mental Illness (NAMI) of Columbiana County	42549 North Avenue	Lisbon	OH	44432	330-424-5772
Survivors of Suicide Support Group Meets at Columbiana County Counseling Center	40722 State Route 154	Lisbon	OH	44432	330-747-5111
<b>Transportation</b>					
Ambulance Service Inc. Ambulette Service	231 Webber Way	East Liverpool	OH	43920	330-385-4903
CARTS (Community Action Rural Transit System)	7880 Lincole Place	Lisbon	OH	44432	330-424-4015
Life Team EMS Ambulette Services	740 Dresdon Ave.	East Liverpool	OH	43920	330-396-5505
<b>Women's Health</b>					
The Center for Women	4139 Boardman-Canfield Road	Canfield	OH	44406	330-702-1281
Columbiana County Health District-Cancer Detection Clinic (screenings)	7360 State Route 45	Lisbon	OH	44432	330-424-0272
Community Action Agency of Columbiana County Community Health Center-East Liverpool	16687 Saint Clair Avenue Suite 203	East Liverpool	OH	43920	330-386-7777
Community Action Agency of Columbiana County Community Health Center-Lisbon	7880 Lincole Place	Lisbon	OH	44432	330-424-5686
Community Action Agency of Columbiana County Salineville Community Health Center at Melhorn	103 West Main Street	Salineville	OH	43945	330-679-2640
Comprehensive Women's Health Partners Dr. Priya N. Patel	2364 Southeast Blvd.	Salem	OH	44460	330-337-1134

Agency	Address	City	State	Zip	Phone Number
East Liverpool City Hospital OB/GYN Sara Nicholas , D.O., OB/GYN	16761 St. Claire Avenue Suite#2	East Liverpool	OH	43920	330-385-9670
East Liverpool City Hospital OB/GYN Albert Payne, M.D., OB/GYN	16761 St. Claire Avenue Suite#2	East Liverpool	OH	43920	330-385-9670
East Liverpool City Hospital OB/GYN Heather Hissom,WHNP,OB/GYN	16761 St. Claire Avenue Suite#2	East Liverpool	OH	43920	330-385-9670
Gynecology- Constantine G. Economus, M.D.	2020 East State Street, Suite G	Salem	OH	44460	330-884-2400
Louis Stokes Cleveland VA Medical Center East Liverpool/Calcutta Multi-Specialty Outpatient Clinic	5655 State Route 170 Suite A	Calcutta	OH	43920	330-386-4303